

# Stingray - Stylish and Powerful Performance - No Gimmicks

## StingRay Filter Pump

Moving water has fascinated man since the beginning of time and nothing is more impressive to most people than a powerful waterfall. Stingray from Pond One allows you to recreate the power of natural waterfalls in your garden. From small to very large waterfalls, the Stingray can deliver.

At the same time, if you need simply a reliable pump that can deliver large volumes of water to your filtration system, then again Stingray is your perfect partner. Designed for the job, without unnecessary gimmicks, this pump makes maintenance easy and lets you carry on enjoying your pond.



High Volume outputs, perfect for waterfalls, no matter what your aspirations are

The Stingray range boasts flow rates from 3800 to 16500 litres per hour and with head heights of up to 7 meters they are ideal for powering the boldest of waterfalls and brooks.

Versatility, convenience and clever thinking are standard features with Stingray from Pond and all is backed by a 3 Year Guarantee for your peace of mind.

### Key Features

**Suitable for submersed and dry sited installation making it ideal for gravity fed filter**

**Purpose designed filtration pump**

**Solids handling of up to 8mm**

**Asynchronous motor designed for long trouble free life**

**Wildlife friendly design due to diffused intake**

**Stylish design**

**Easy to install and maintain**

**Multi-directional outlet**

**Large strainer surface**

**2 + 1 Year Guarantee**

## At home in the pond






The Stingray from Pond One is the accumulation of lengthy research and experience. The result is in our opinion not only a stunning looking pump, but more importantly, one which is simple to understand, use and look after and furthestmost delivers great reliability. From the very beginning, it's ability to handle the typical pond environment was paramount in every step of the design process. The asynchronous motor used, is designed for continuous use in both a submersed as well as a dry sited application. The special impeller system handles solid particles much greater in size than can enter through the strainer. This helps to ensure a 'clog free' system.

## A filter pumps which considers other inhabitants of the pond

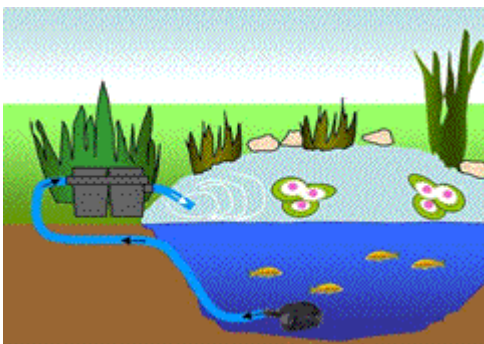
One concern often voiced with solids handling filter pumps is the safety of the wildlife in the pond. The Stingray design goes a long way to addressing these concerns. The pump inlet sits at the very front of the pump, yet the strainer is designed so that all water flow into the pump is from the top, sides and rear. The concentrated suction is to the front of the pump, where there is no water entry. This reduces the torrent created by the up to 15,000 litres per hour that are being pulled in by the impeller and hence greatly reduces the risk to weaker wildlife.



Multi Directional Outlet	Strainer with leaf guards	Carry Handle	Impeller Housing
			
<p>The outlet of the Stingray is multi directional in every respect. This allows you to point the hose in any direction even across the pond floor. The efficient ball joint design minimises frictional resistance and maximises flow.</p>	<p>The ingenious design of the strainer minimises maintenance even further with the help of the leaf guards raised above the holes. This feature reduces the likelihood of leaves, which may settle on the strainer, blocking the inflow of water to the pump. Thus maximising water flow for longer periods between cleaning.</p>	<p>Convenient carry handle makes removing the pump simple. The overall design of the pump strainer clip system means simple and fast disassembly is possible without the need for tools.</p>	<p>The impeller housing is simple to remove for those occasional instances when cleaning is required. The whole rotor and impeller assembly is also replaceable as you would expect on heavy duty long life pumps.</p>

## Stingray - The Universal Pump for all Installations

### Typical Submersible Installation

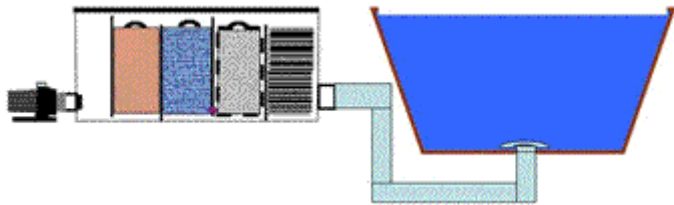


Stingray is designed to be submersed deep in water and feed either a pond filter of the conventional pump fed design or a pressurised filter like the Pond ClariTec.

Stingray is also available as part of a set which includes the Pond One Pressure Filter ClariTec.



Contact St George Landscape Gardening Supplies for more information.



## Gravity Fed Installation

By removing the pump motor from the casing it is ideal for connection to an external filter. The threaded pump inlet allows for simple connection. Thread is 1 1/2" male.

## Technical Information

Model	Max Output L/hr	Max Lift Head	Power Consumption	Cable Length
4000	3800	2.0m	54W	10m
6000	6000	2.7m	70W	10m
7000	7000	3.0m	95W	10m
10000	10500	4.0m	110W	10m
12000	12500	4.5m	200W	10m
15000	14500	5.0m	250W	10m
17000	16500	7.0m	320W	10m

Available from



238 Rocky Point Road Ramsgate NSW 2217  
 Phone (61 2) 9529 6512 • Fax (61 2) 9529 4641  
[sales@stgeorgelandscape.com.au](mailto:sales@stgeorgelandscape.com.au)

<http://www.stgeorgelandscape.com.au>

SHOP HOURS: Monday – Friday 7.30am to 5pm  
 Saturday 7.30 to 2pm  
 Closed on Sundays & Public Holidays